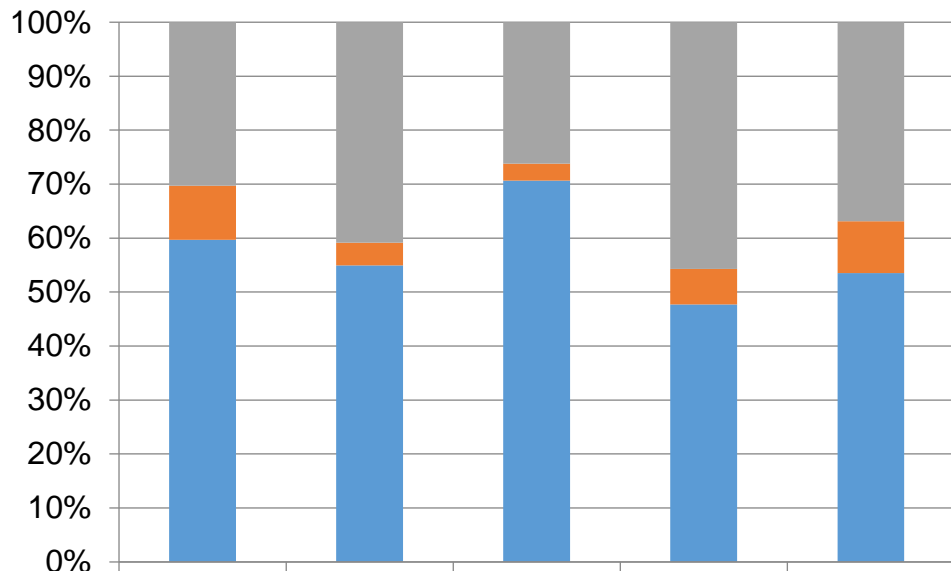


Dane County Humane Society
Rolling Release Rate
&
Save Rate
Overview

April 2023

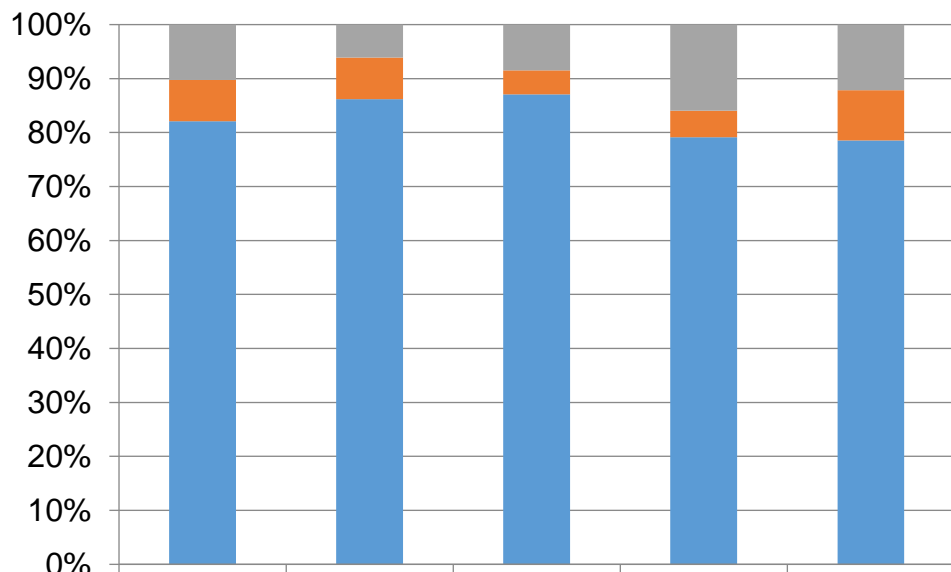
Report prepared by:
Doug Brown
Assistant Executive Director
Dane County Humane Society

Cat Rolling Release Rate April



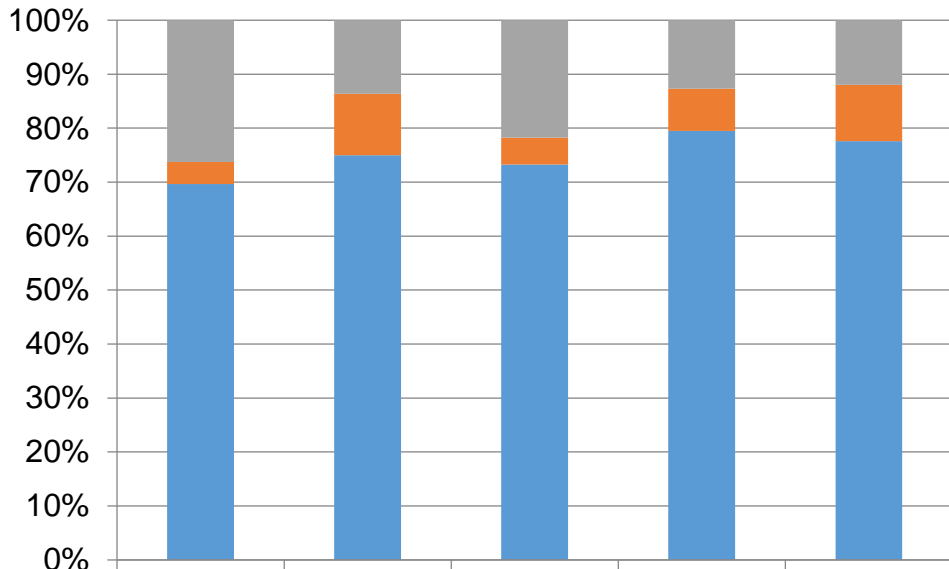
	Apr-19	Apr-20	Apr-21	Apr-22	Apr-23
Sanctuary Rate	30.31%	40.85%	26.19%	45.69%	36.87%
Euthanasia Rate	10.00%	4.23%	3.17%	6.60%	9.60%
Live Release Rate	59.69%	54.93%	70.63%	47.72%	53.54%

Cat Rolling Release Rate Year to Date



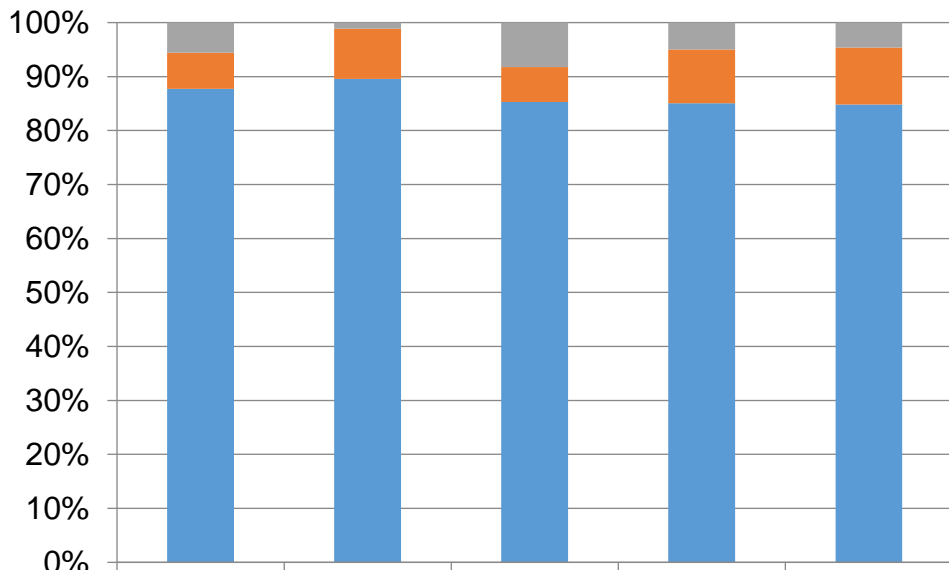
	Apr-19	Apr-20	Apr-21	Apr-22	Apr-23
Sanctuary Rate	10.23%	6.12%	8.46%	15.95%	12.16%
Euthanasia Rate	7.70%	7.69%	4.48%	4.94%	9.29%
Live Release Rate	82.07%	86.19%	87.06%	79.11%	78.55%

Dog Rolling Release Rate April



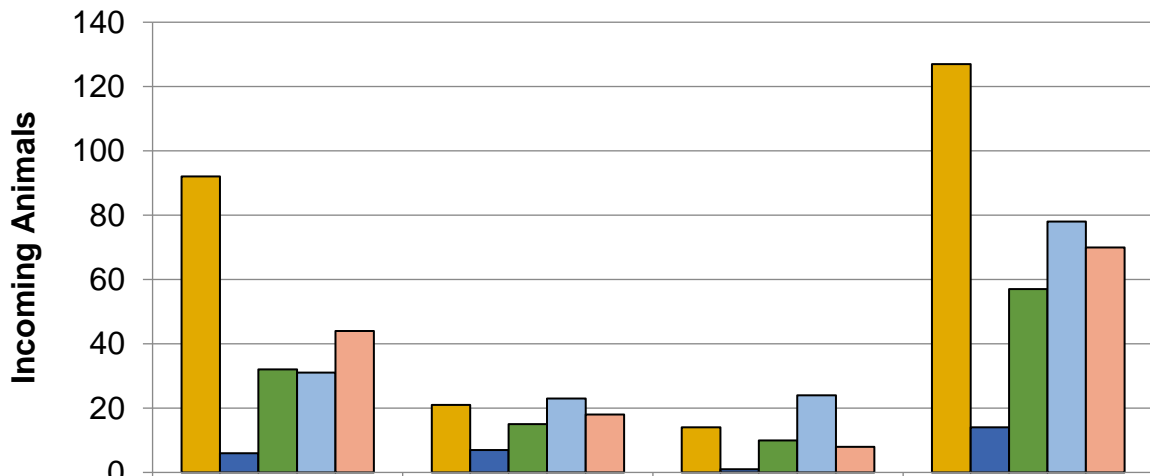
	Apr-19	Apr-20	Apr-21	Apr-22	Apr-23
Sanctuary Rate	26.28%	13.64%	21.74%	12.68%	12.00%
Euthanasia Rate	4.10%	11.36%	4.97%	7.80%	10.40%
Live Release Rate	69.62%	75.00%	73.29%	79.51%	77.60%

Dog Rolling Release Rate Year to Date



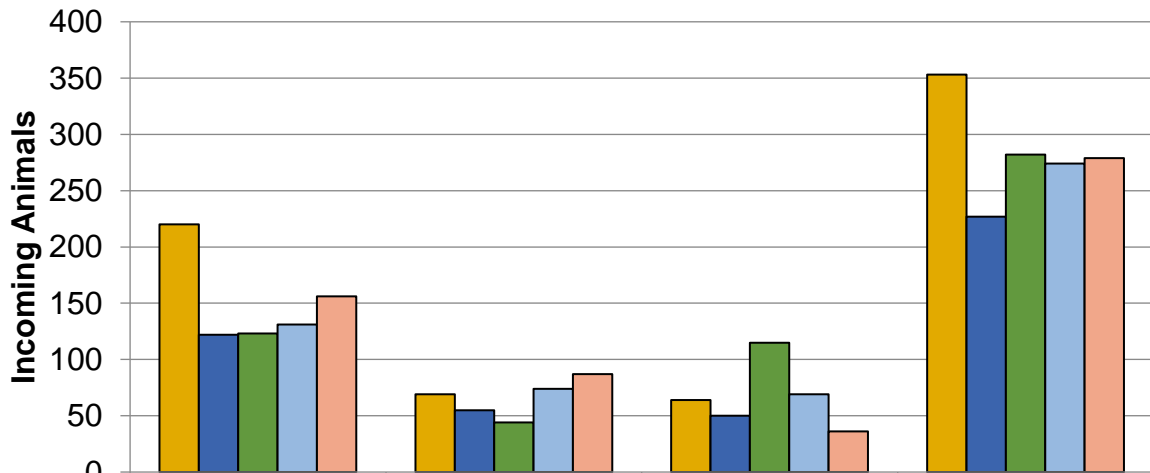
	Apr-19	Apr-20	Apr-21	Apr-22	Apr-23
Sanctuary Rate	5.57%	1.14%	8.24%	4.98%	4.61%
Euthanasia Rate	6.71%	9.28%	6.46%	9.95%	10.58%
Live Release Rate	87.72%	89.58%	85.30%	85.07%	84.80%

Surrenders April



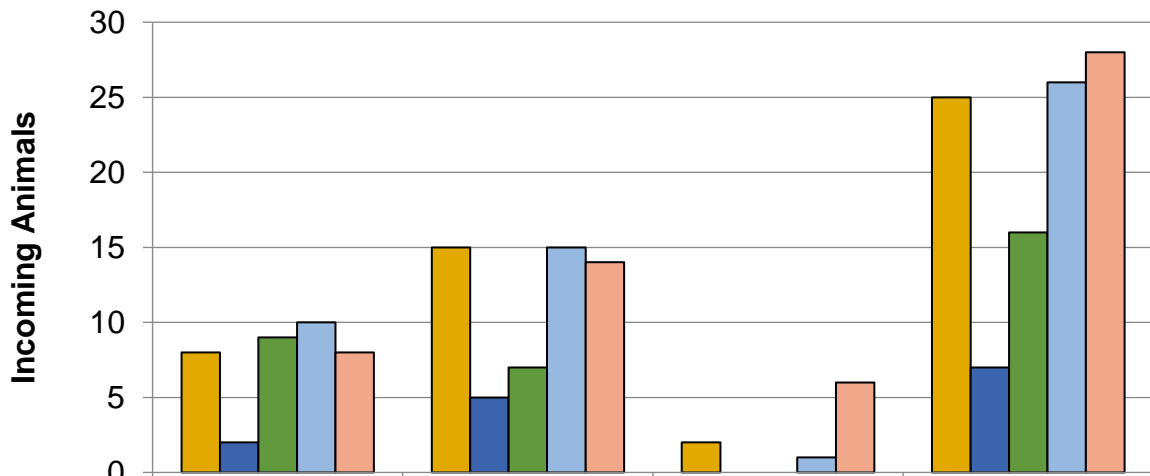
	Cats	Dogs	Others	Total
Apr-19	92	21	14	127
Apr-20	6	7	1	14
Apr-21	32	15	10	57
Apr-22	31	23	24	78
Apr-23	44	18	8	70

Surrenders Year to Date



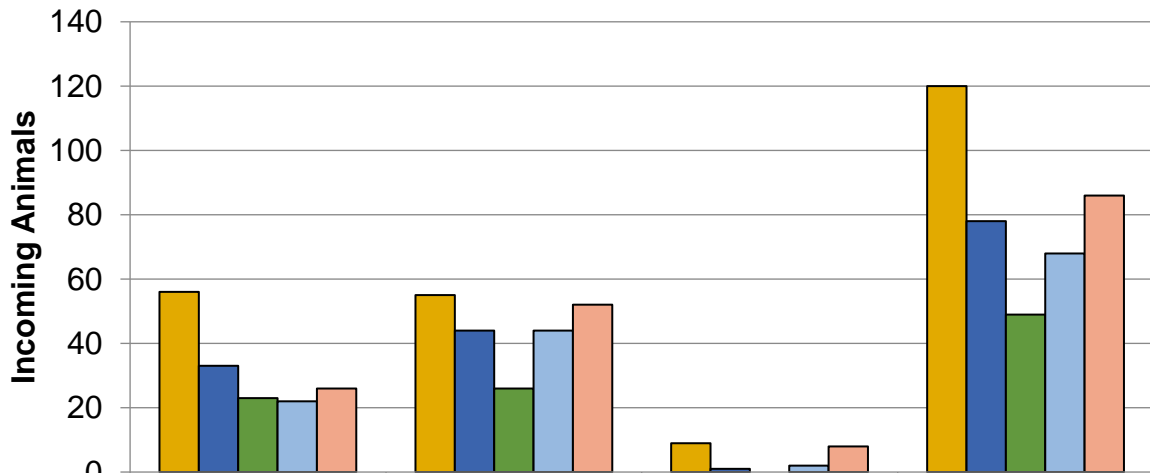
	Cats	Dogs	Others	Total
2019	220	69	64	353
2020	122	55	50	227
2021	123	44	115	282
2022	131	74	69	274
2023	156	87	36	279

Returns April



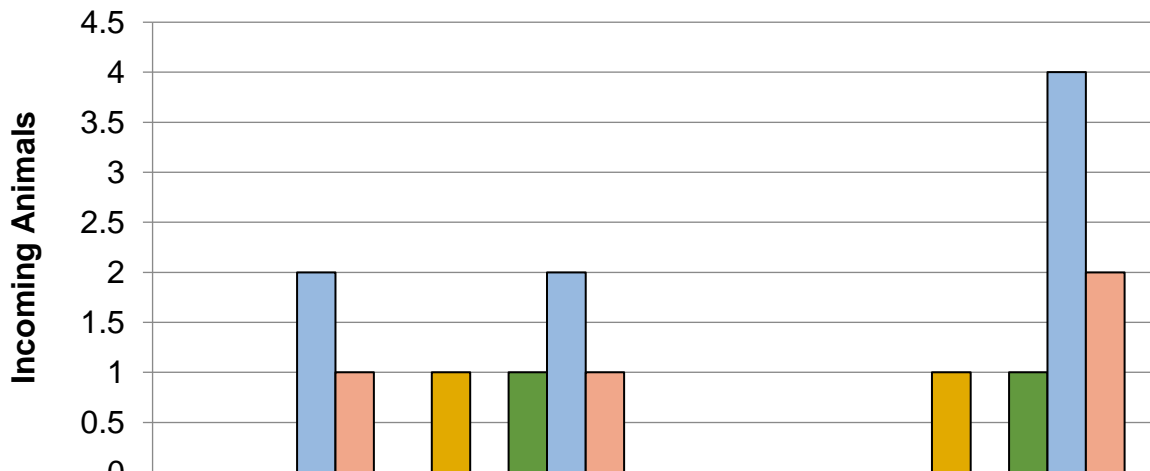
	Cats	Dogs	Others	Total
Apr-19	8	15	2	25
Apr-20	2	5	0	7
Apr-21	9	7	0	16
Apr-22	10	15	1	26
Apr-23	8	14	6	28

Returns Year to Date



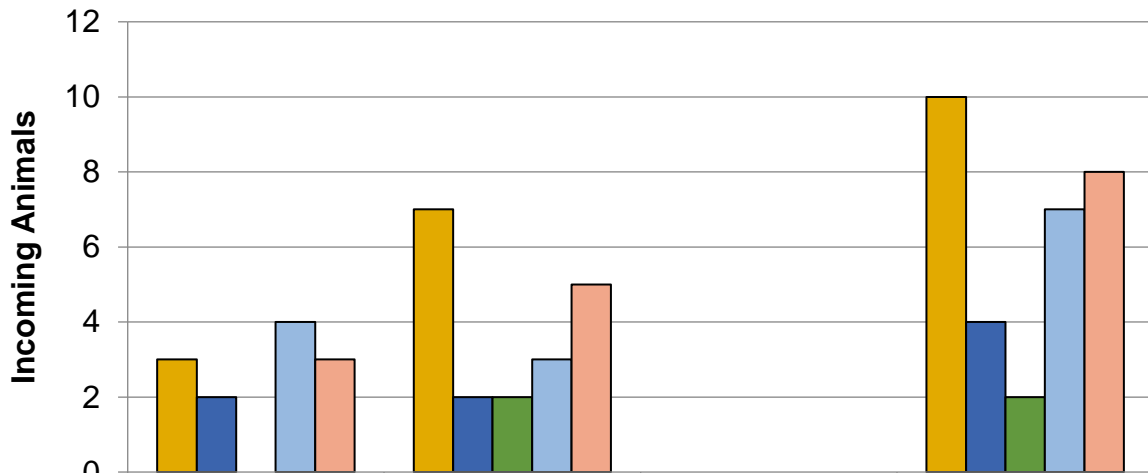
	Cats	Dogs	Others	Total
2019	56	55	9	120
2020	33	44	1	78
2021	23	26	0	49
2022	22	44	2	68
2023	26	52	8	86

Seized / Custody April



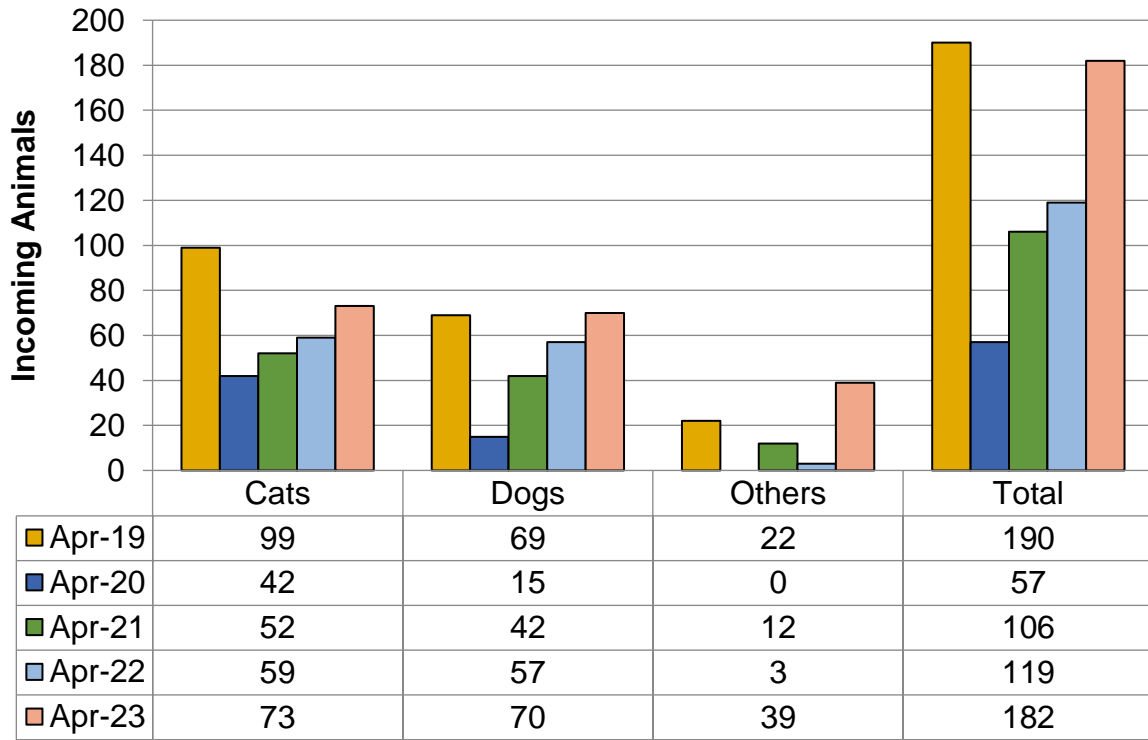
	Cats	Dogs	Others	Total
Apr-19	0	1	0	1
Apr-20	0	0	0	0
Apr-21	0	1	0	1
Apr-22	2	2	0	4
Apr-23	1	1	0	2

Seized / Custody Year to Date

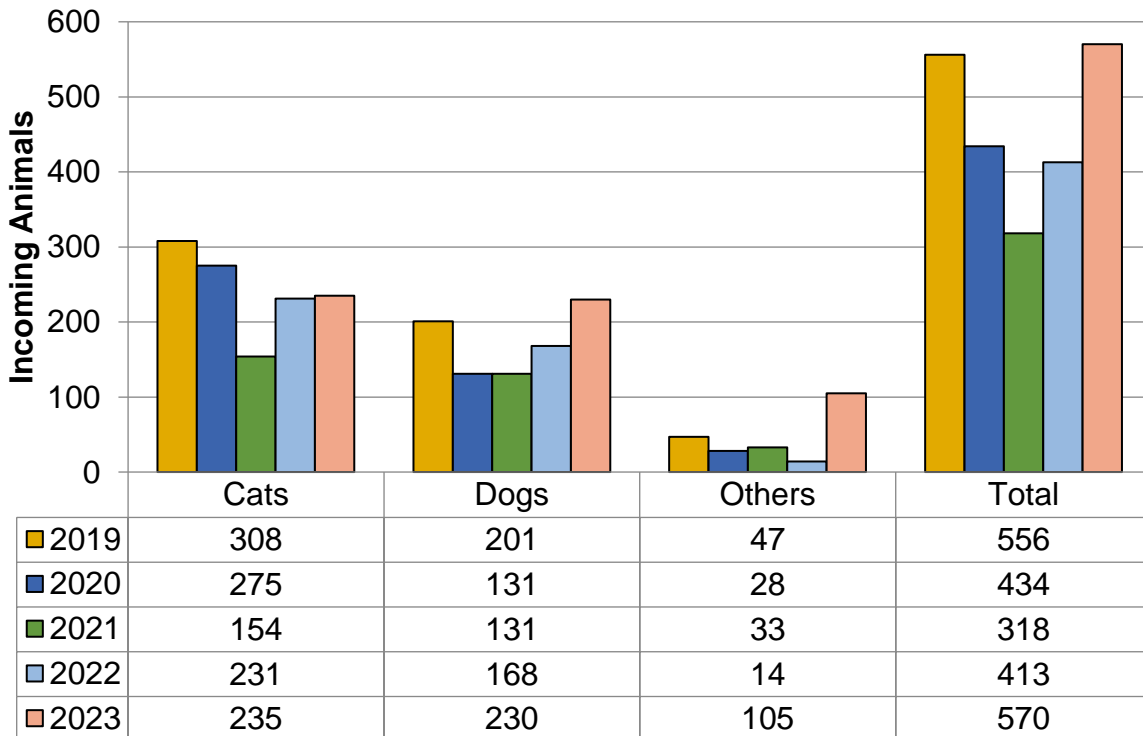


	Cats	Dogs	Others	Total
2019	3	7	0	10
2020	2	2	0	4
2021	0	2	0	2
2022	4	3	0	7
2023	3	5	0	8

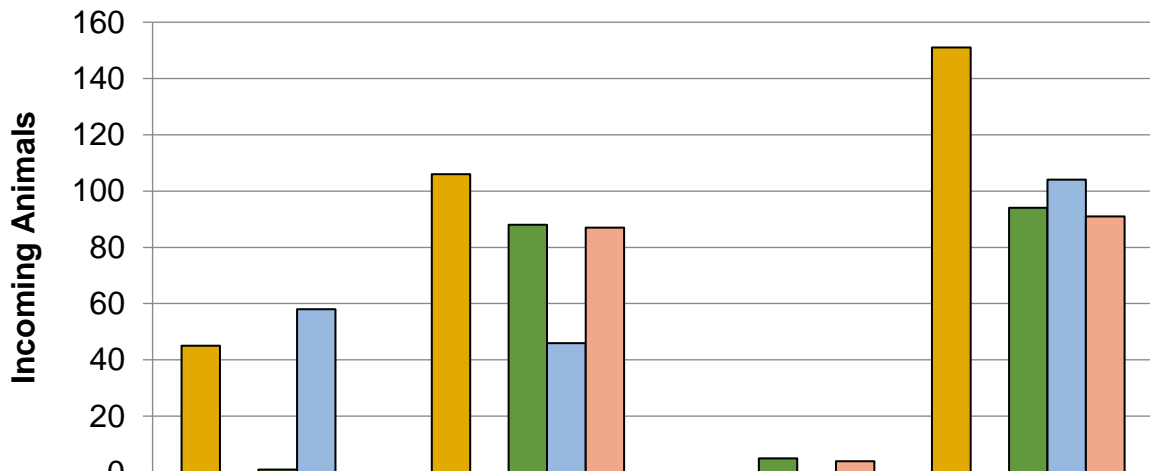
Stray April



Stray Year to Date

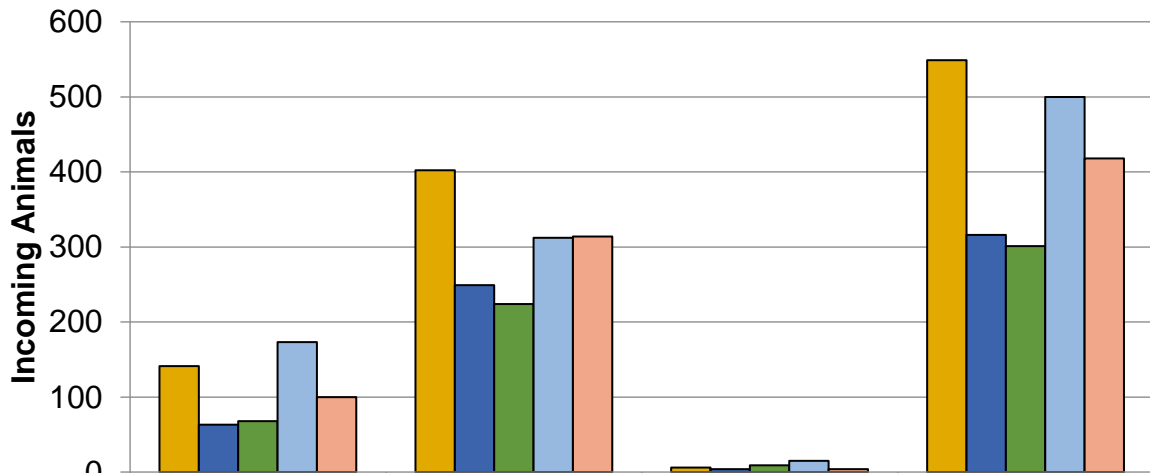


Incoming Transfers April



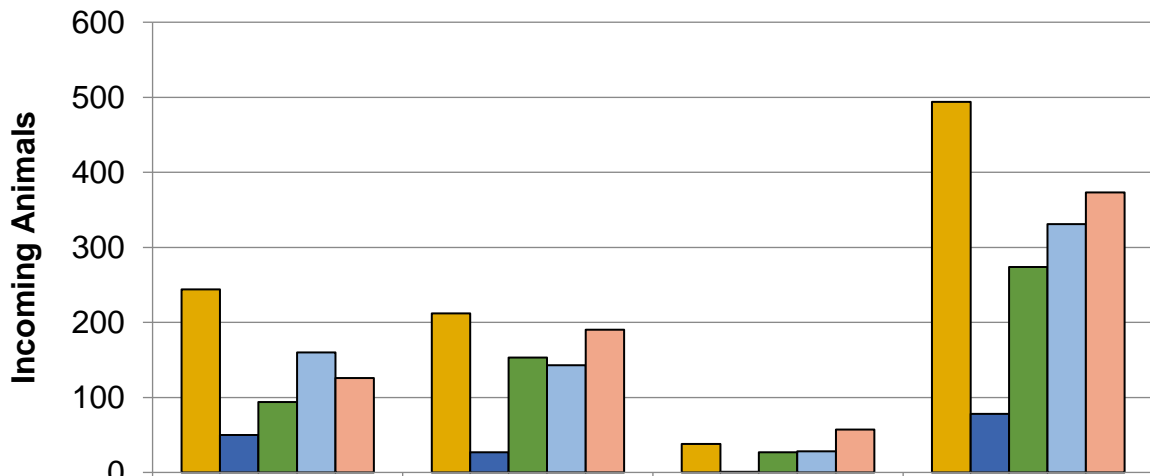
	Cats	Dogs	Others	Total
Apr-19	45	106	0	151
Apr-20	0	0	0	0
Apr-21	1	88	5	94
Apr-22	58	46	0	104
Apr-23	0	87	4	91

Incoming Transfers Year to Date



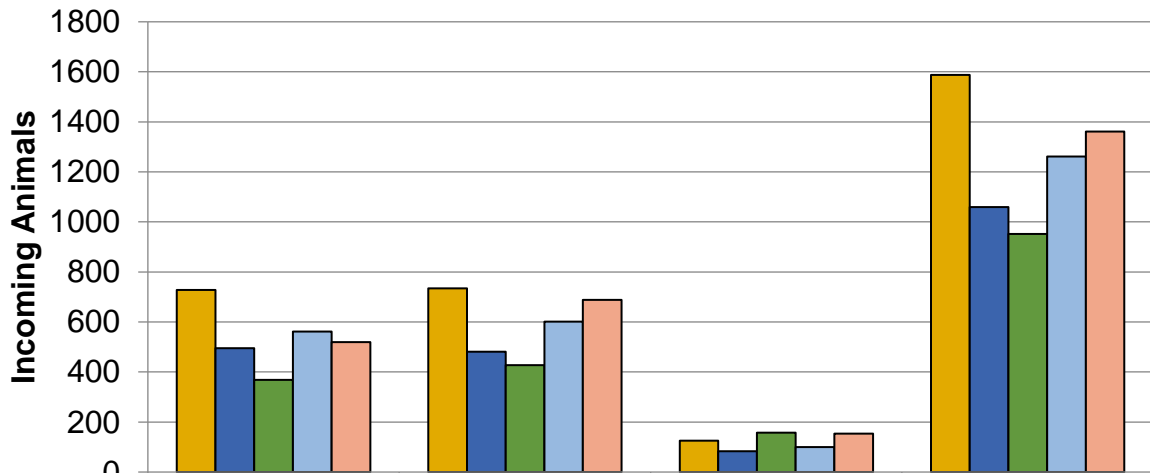
	Cats	Dogs	Others	Total
2019	141	402	6	549
2020	63	249	4	316
2021	68	224	9	301
2022	173	312	15	500
2023	100	314	4	418

Intake April



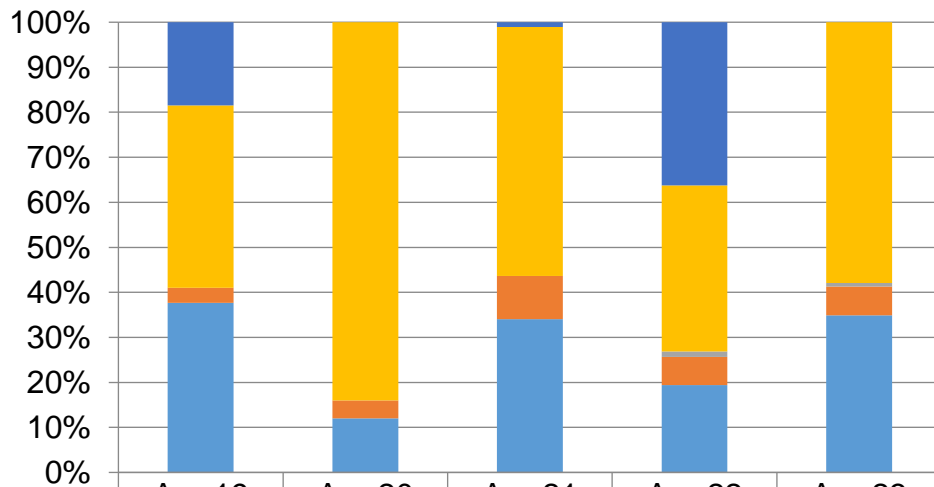
	Cats	Dogs	Others	Total
■ Apr-19	244	212	38	494
■ Apr-20	50	27	1	78
■ Apr-21	94	153	27	274
■ Apr-22	160	143	28	331
■ Apr-23	126	190	57	373

Intake Year to Date



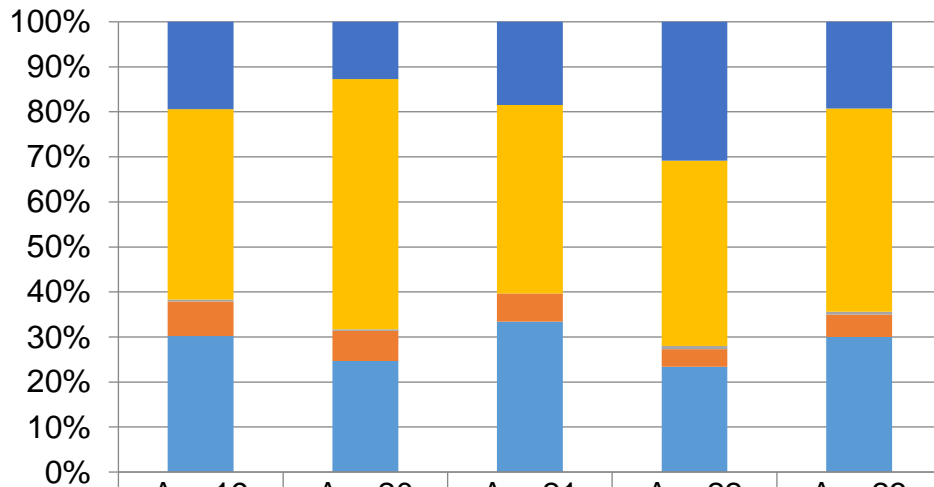
	Cats	Dogs	Others	Total
■ 2019	728	734	126	1588
■ 2020	495	481	83	1059
■ 2021	368	427	157	952
■ 2022	561	601	100	1262
■ 2023	520	688	153	1361

Intakes by Percentage Cats - April



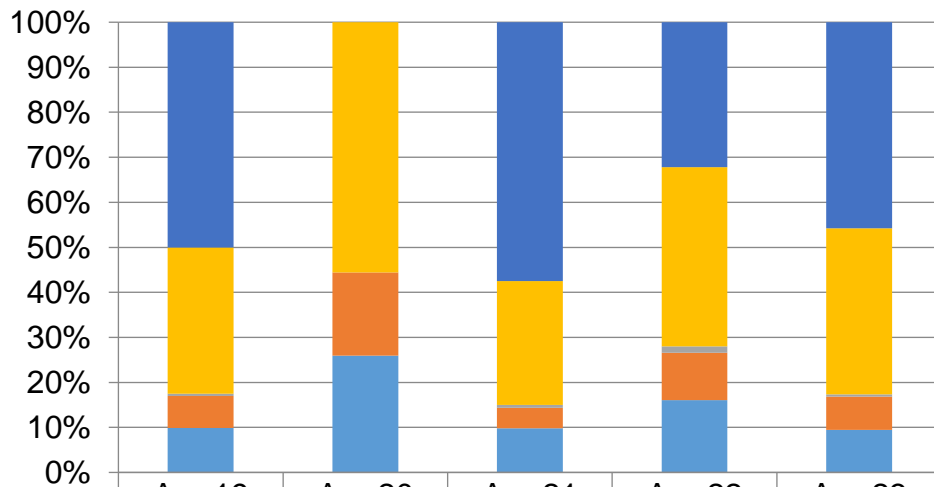
	Apr-19	Apr-20	Apr-21	Apr-22	Apr-23
Incoming Transfers	18.44%	0.00%	1.06%	36.25%	0.00%
Strays	40.57%	84.00%	55.32%	36.88%	57.94%
Seized / Custody	0.00%	0.00%	0.00%	1.25%	0.79%
Returns	3.28%	4.00%	9.57%	6.25%	6.35%
Owner Surrenders	37.70%	12.00%	34.04%	19.38%	34.92%

Intakes by Percentage Cats - Year to Date



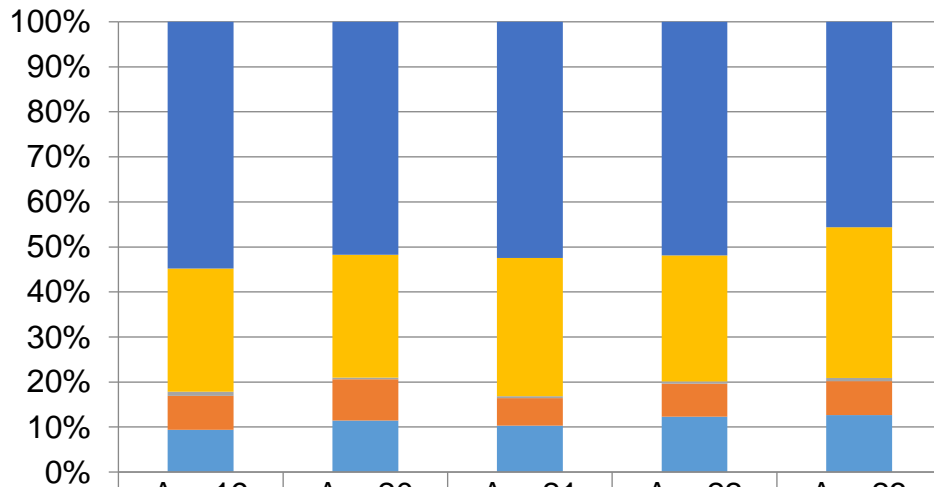
	Apr-19	Apr-20	Apr-21	Apr-22	Apr-23
Incoming Transfers	19.37%	12.73%	18.48%	30.84%	19.23%
Strays	42.31%	55.56%	41.85%	41.18%	45.19%
Seized / Custody	0.41%	0.40%	0.00%	0.71%	0.58%
Returns	7.69%	6.67%	6.25%	3.92%	5.00%
Owner Surrenders	30.22%	24.65%	33.42%	23.35%	30.00%

Intakes by Percentage Dogs - April



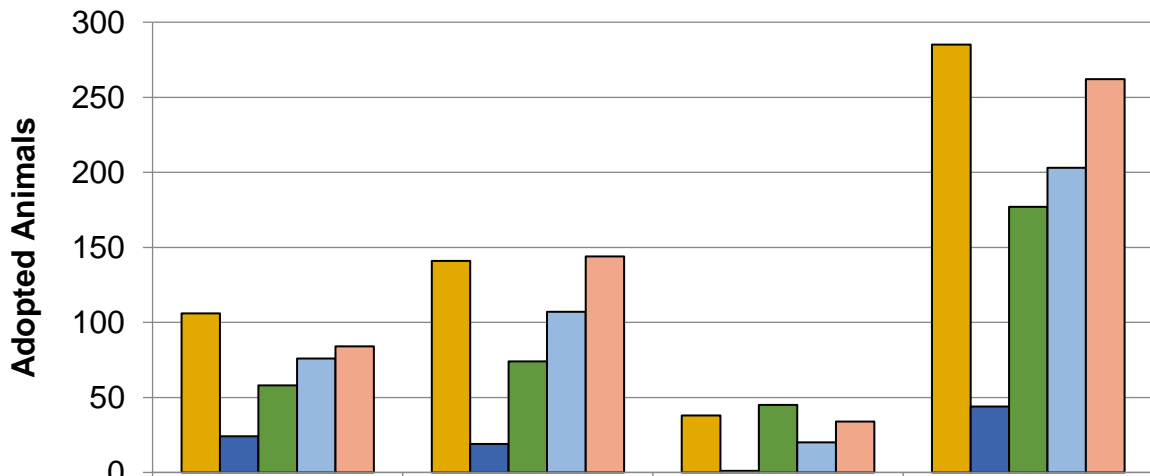
	Apr-19	Apr-20	Apr-21	Apr-22	Apr-23
■ Incoming Transfers	50.00%	0.00%	57.52%	32.17%	45.79%
■ Strays	32.55%	55.56%	27.45%	39.86%	36.84%
■ Seized / Custody	0.47%	0.00%	0.65%	1.40%	0.53%
■ Returns	7.08%	18.52%	4.58%	10.49%	7.37%
■ Owner Surrenders	9.91%	25.93%	9.80%	16.08%	9.47%

Intakes by Percentage Dogs - Year to Date



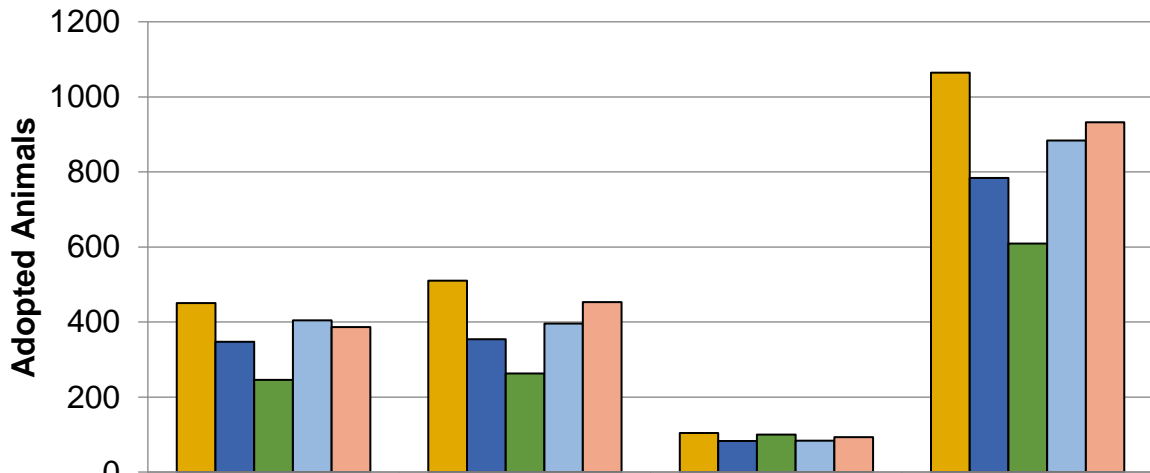
	Apr-19	Apr-20	Apr-21	Apr-22	Apr-23
■ Incoming Transfers	54.77%	51.77%	52.46%	51.91%	45.64%
■ Strays	27.38%	27.23%	30.68%	27.95%	33.43%
■ Seized / Custody	0.95%	0.42%	0.47%	0.50%	0.73%
■ Returns	7.49%	9.15%	6.09%	7.32%	7.56%
■ Owner Surrenders	9.40%	11.43%	10.30%	12.31%	12.65%

Adoptions April



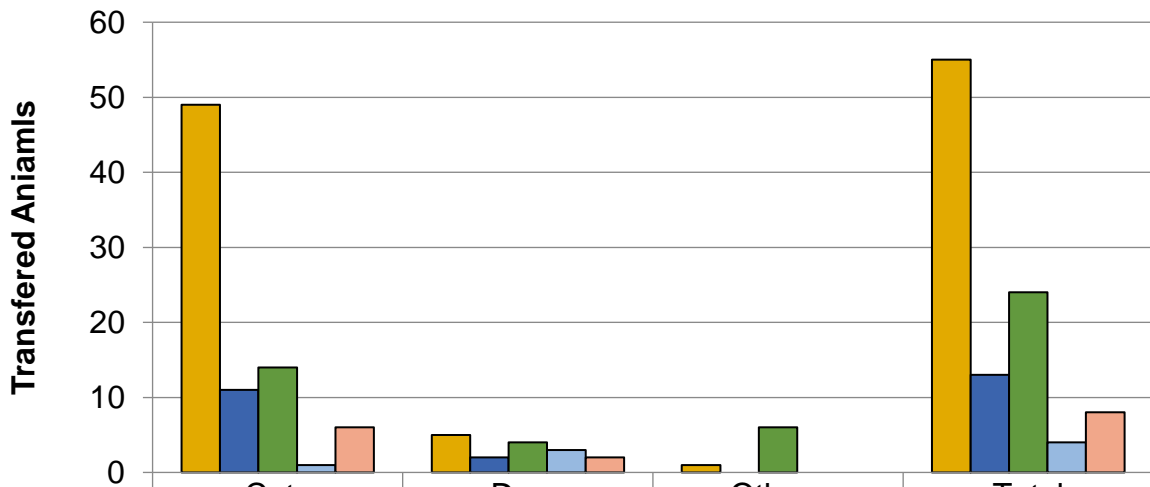
	Cats	Dogs	Others	Total
Apr-19	106	141	38	285
Apr-20	24	19	1	44
Apr-21	58	74	45	177
Apr-22	76	107	20	203
Apr-23	84	144	34	262

Adoptions Year to Date



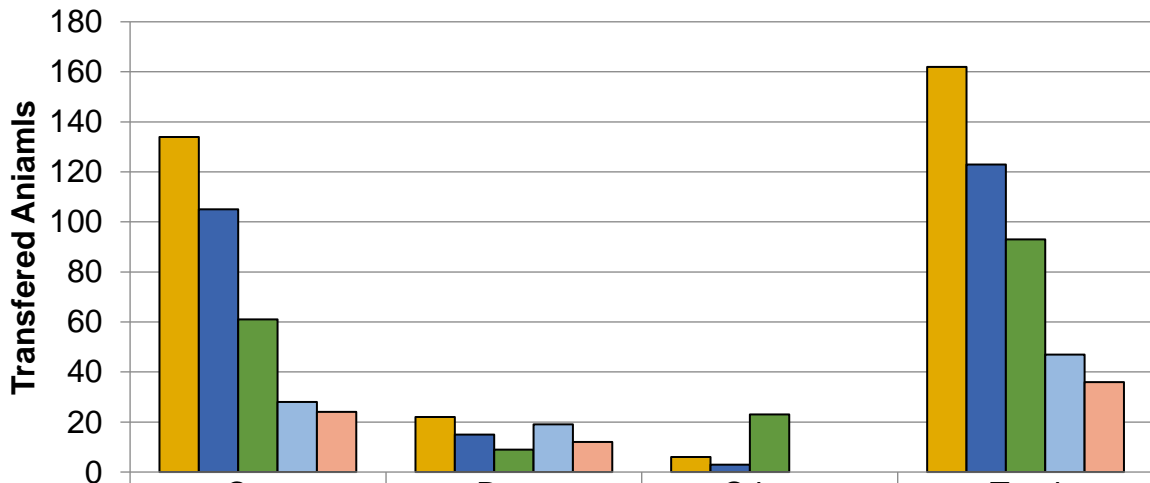
	Cats	Dogs	Others	Total
2019	450	510	104	1064
2020	347	354	83	784
2021	246	263	100	609
2022	404	396	84	884
2023	386	453	93	932

Outgoing Transfers April



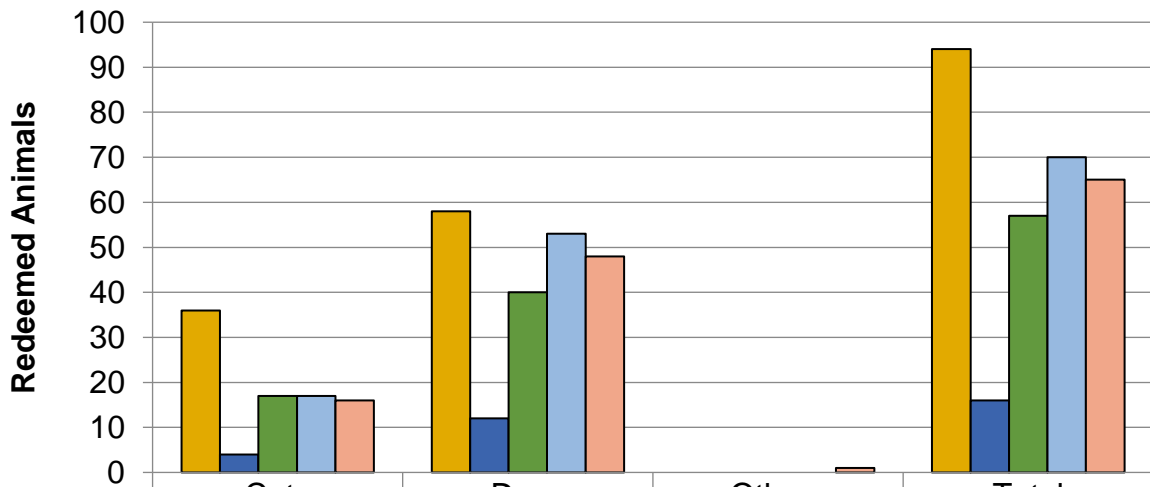
	Cats	Dogs	Others	Total
Apr-19	49	5	1	55
Apr-20	11	2	0	13
Apr-21	14	4	6	24
Apr-22	1	3	0	4
Apr-23	6	2	0	8

Outgoing Transfers Year to Date



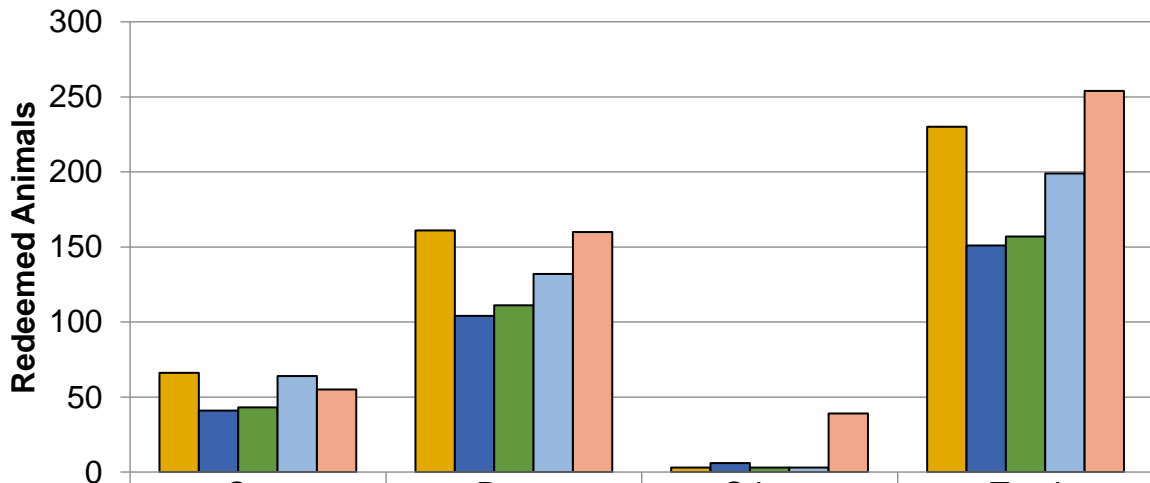
	Cats	Dogs	Others	Total
2019	134	22	6	162
2020	105	15	3	123
2021	61	9	23	93
2022	28	19	0	47
2023	24	12	0	36

Redemptions April



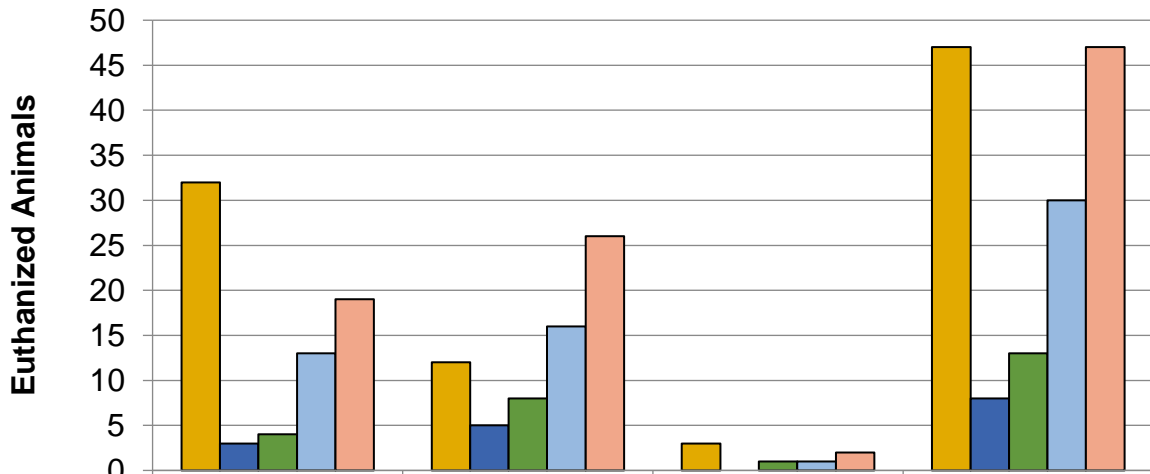
	Cats	Dogs	Others	Total
Apr-19	36	58	0	94
Apr-20	4	12	0	16
Apr-21	17	40	0	57
Apr-22	17	53	0	70
Apr-23	16	48	1	65

Redemptions Year to Date



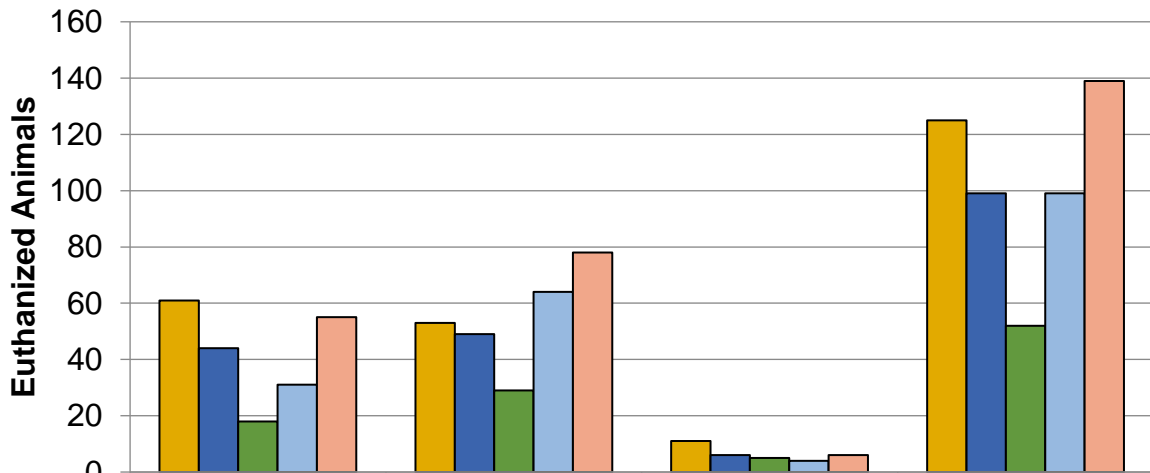
	Cats	Dogs	Others	Total
2019	66	161	3	230
2020	41	104	6	151
2021	43	111	3	157
2022	64	132	3	199
2023	55	160	39	254

Euthanasia April



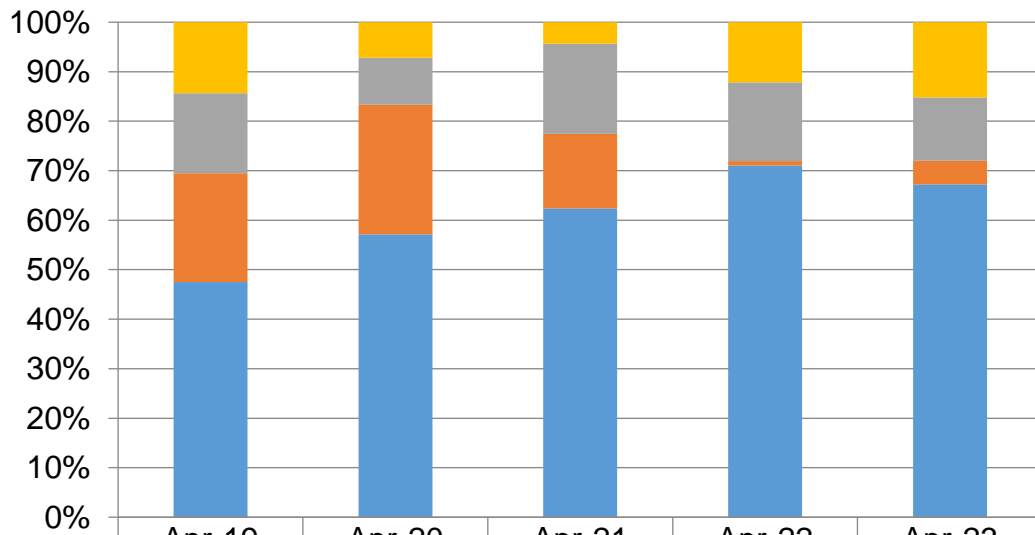
	Cats	Dogs	Others	Total
Apr-19	32	12	3	47
Apr-20	3	5	0	8
Apr-21	4	8	1	13
Apr-22	13	16	1	30
Apr-23	19	26	2	47

Euthanasia Year to Date



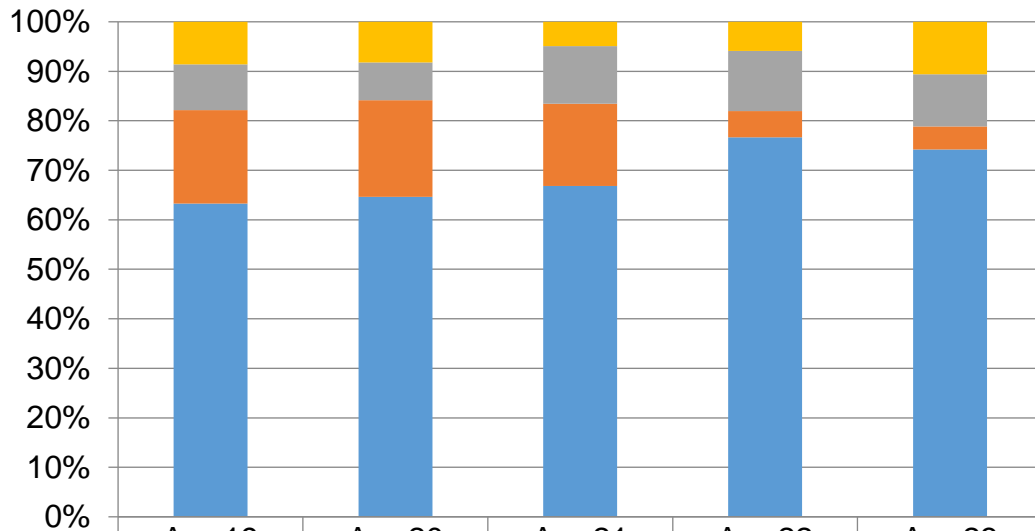
	Cats	Dogs	Others	Total
2019	61	53	11	125
2020	44	49	6	99
2021	18	29	5	52
2022	31	64	4	99
2023	55	78	6	139

Outcomes by Percentage Cats - April



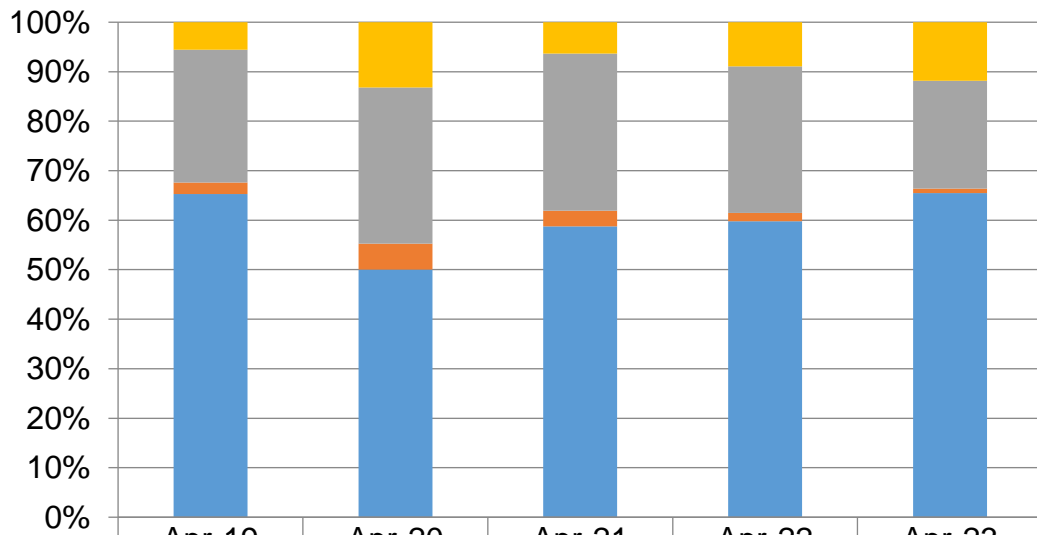
	Apr-19	Apr-20	Apr-21	Apr-22	Apr-23
Euthanasia	14.35%	7.14%	4.30%	12.15%	15.20%
Redemption	16.14%	9.52%	18.28%	15.89%	12.80%
Transfer	21.97%	26.19%	15.05%	0.93%	4.80%
Adoption	47.53%	57.14%	62.37%	71.03%	67.20%

Outcomes by Percentage Cats - Year to Date



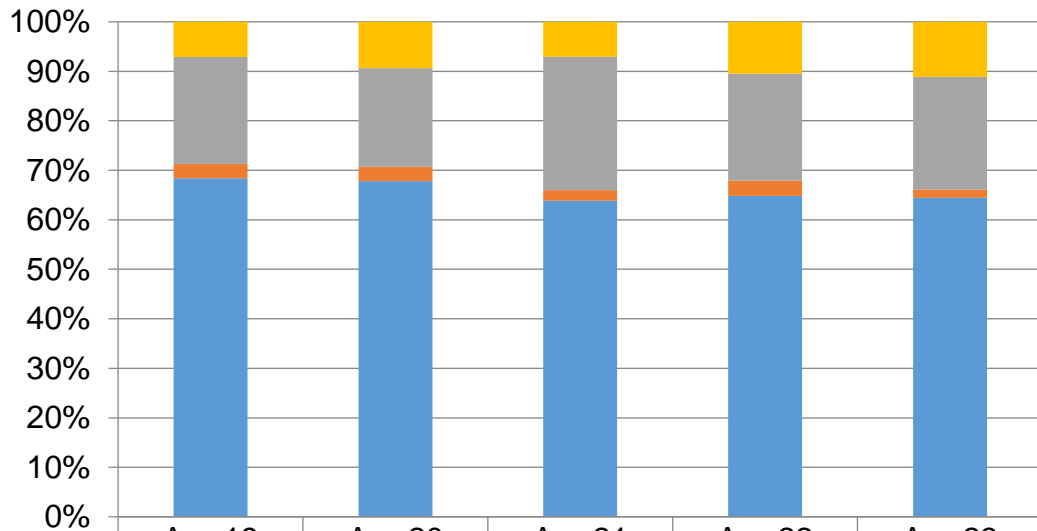
	Apr-19	Apr-20	Apr-21	Apr-22	Apr-23
Euthanasia	8.58%	8.19%	4.89%	5.88%	10.58%
Redemption	9.28%	7.64%	11.68%	12.14%	10.58%
Transfer	18.85%	19.55%	16.58%	5.31%	4.62%
Adoption	63.29%	64.62%	66.85%	76.66%	74.23%

Outcomes by Percentage Dogs - April



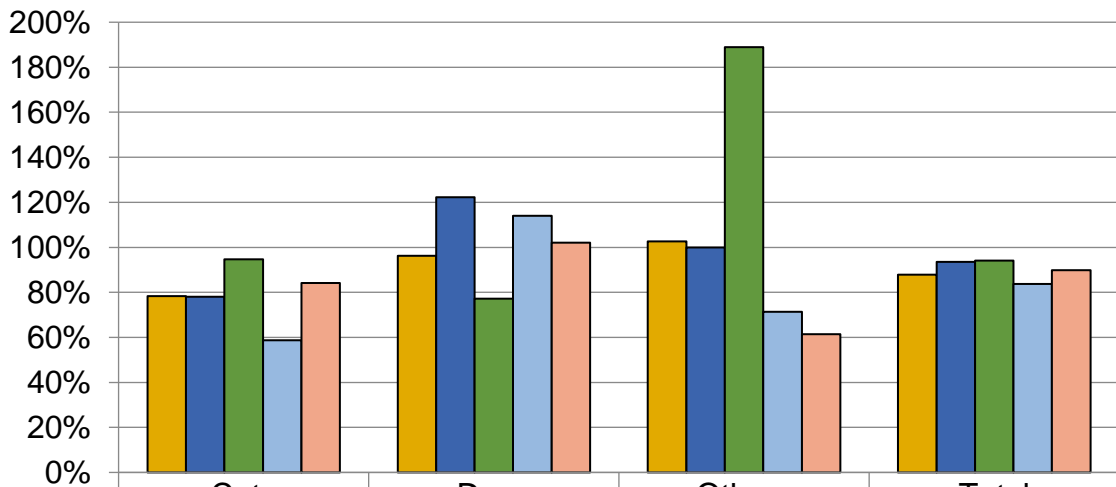
	Apr-19	Apr-20	Apr-21	Apr-22	Apr-23
■ Euthanasia	5.56%	13.16%	6.35%	8.94%	11.82%
■ Redemption	26.85%	31.58%	31.75%	29.61%	21.82%
■ Transfer	2.31%	5.26%	3.17%	1.68%	0.91%
■ Adoption	65.28%	50.00%	58.73%	59.78%	65.45%

Outcomes by Percentage Dogs - Year to Date



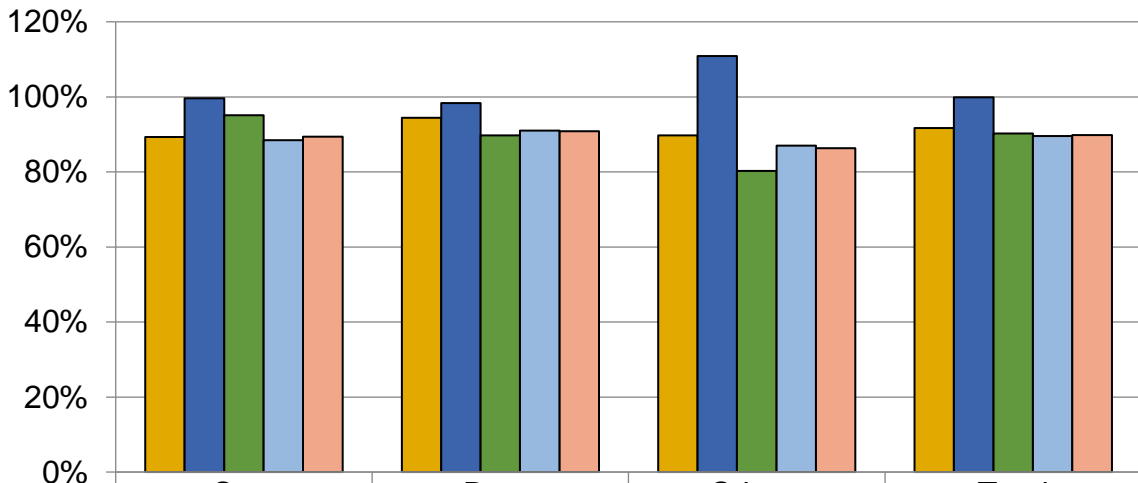
	Apr-19	Apr-20	Apr-21	Apr-22	Apr-23
■ Euthanasia	7.10%	9.39%	7.04%	10.47%	11.10%
■ Redemption	21.58%	19.92%	26.94%	21.60%	22.76%
■ Transfer	2.95%	2.87%	2.18%	3.11%	1.71%
■ Adoption	68.36%	67.82%	63.83%	64.81%	64.44%

Save Rate April



	Cats	Dogs	Others	Total
■ Apr-19	78%	96%	103%	88%
■ Apr-20	78%	122%	100%	94%
■ Apr-21	95%	77%	189%	94%
■ Apr-22	59%	114%	71%	84%
■ Apr-23	84%	102%	61%	90%

Save Rate Year to Date



	Cats	Dogs	Others	Total
■ 2019	89%	94%	90%	92%
■ 2020	100%	98%	111%	100%
■ 2021	95%	90%	80%	90%
■ 2022	88%	91%	87%	90%
■ 2023	89%	91%	86%	90%

Terms and Definitions:

Adoption – The placement of an animal with a new owner/family.

Euthanasia – The act of putting an animal to death painlessly.

Euthanasia Rate – The percentage of animals euthanized during a given time period. For statistical purposes, this number does not include animals admitted specifically for euthanasia.

$$\text{Euthanasia Rate} = \text{Euthanasia} / (\text{Intake} + \text{Inventory})$$

Intake – The number of live animals admitted. For statistical purposes, this number does not include animals admitted specifically for euthanasia.

Live Release Rate – The percentage of live animals released by means of adoption, redemption and transfer during a given time period. The difference between Live Release Rate and Save Rate (see Save Rate) is that Live Release Rate takes into account the starting animal inventory for the given time period. This results in a more accurate reflection of live release versus population. DCHS started using Live Release Rate in 2008.

$$\text{Live Release Rate} = (\text{Adoptions} + \text{Redemptions} + \text{Transfers}) / (\text{Intake} + \text{Inventory})$$

Redemption – The reclaiming of an animal by an existing or previous owner.

Rolling Release Rate – A compilation of Live Release Rate, Euthanasia Rate and Sanctuary Rate.

Sanctuary Rate – The percentage of animals remaining in the shelter's care at the end of a given time period.

$$\text{Sanctuary Rate} = ((\text{Inventory} + \text{Intake}) - (\text{Adoptions} + \text{Redemptions} + \text{Transfers} + \text{Euthanasia})) / (\text{Intake} + \text{Inventory})$$

Save Rate – The percentage of live animals released by means of adoption, redemption and transfer during a given time period. Save Rate is an older and previously widely used formula for calculating a shelter's success but does not include the starting animal inventory for the given time period. This results in a less accurate reflection of live release versus population and could even generate percentages above 100% (for example if during a given time period 10 animals were adopted but only 5 were admitted, the Save Rate would equal 200% because the existing inventory of 5+ animals are not taken into consideration). Save Rate is still commonly used by shelters and is still calculated at DCHS for the purpose of comparisons to other shelter that still use Save Rate and for comparison to past years before Live Release Rate started to be calculated in 2008.

$$\text{Save Rate} = (\text{Adoption} + \text{Redemptions} + \text{Transfers}) / \text{Intake}$$

Transfer – The placement of an animal with another animal welfare organization.